

Date: January 11, 2019

Listing Department BSE Limited 25 th Floor, Phiroze Jeejeebhoy Towers Dalal Street, Fort Mumbai-400 001 Tel No. 022- 22723121 Fax No. 022- 22721919 STOCK CODE: 523704	Listing Department The National Stock Exchange of India Limited Exchange Plaza, C-1, Block G, Bandra Kurla Complex, Bandra (E), Mumbai – 400 051 Tel No.: 022- 26598100 Fax No. 022-26598120 STOCK CODE: MASTEK
---	---

Dear Sir(s)/Ma'am(s),

Sub: - Shareholding pattern as per Regulation 31 of SEBI (Listing Obligations and Disclosure Requirements) Regulations, 2015 for the quarter ended December 31, 2018.

Please find attached the Quarterly Shareholding Pattern as per Regulation 31 of SEBI (Listing Obligations and Disclosure Requirements) Regulations, 2015 for the quarter ended December 31, 2018.

You are requested to, take the same on record.

Thanking you
Yours faithfully

For MASTEK LIMITED


Dinesh Kalani
Company Secretary



Encl: - As above

1. Name of Listed Entity: Mastek Limited
2. Scrip Code/Name of Scrip/Class of Security: MASTEK
3. Share Holding Pattern Filed under: 31b
4. Share Holding Pattern as on : 31-Dec-2018
5. Declaration: The Listed entity is required to submit the following declaration to the extent of submission of information:-

Sr. No.	Particulars	Yes/No
1	Whether the Listed Entity has issued any partly paid up shares?	No
2	Whether the Listed Entity has issued any Convertible Securities?	No
3	Whether the Listed Entity has any shares against which depository receipts are issued?	No
4	Whether the Listed Entity has any shares in locked-in?	No
5	Whether any shares held by promoters are pledge or otherwise encumbered?	No
6	Whether the Listed Entity has issued any differential Voting Rights?	No
7	Whether the Listed Entity has issued any Warrants?	No




Table I - Summary Statement holding of specified securities

Category (I)	Category of shareholder (II)	Nos. of shareholders (III)	No. of fully paid up equity shares held (IV)	No. of Partly paid-up shares held (V)	No. of underlying Depository Receipts (VI)	Total nos. shares held (VII) = (IV)+(V)+(VI)	Shareholding as a % of total no. of shares (Calculated as per SCRR, 1957) (VIII) As a % of (A+B+C2)	Number of Voting Rights held in each class of securities (IX)			No. of Shares Underlying Outstanding convertible securities (including Warrants) (X)	Shareholding, as a % assuming full conversion of convertible securities (as a percentage of diluted share capital) (XI) = (VII)+(X) As a % of (A+B+C2)	Number of Locked in shares (XII)		Number of Shares pledged or otherwise encumbered (XIII)	Number of equity shares held in Dematerialized form (XIV)
								Class eg: X	Class eg: Y	Total			No. (a)	As a % of total Shares held (b)		
A	Promoter & Promoter Group	15	10953660	0	0	10953660	45.86	No of Voting Rights			0	45.86	0	0.00		10953660
B	Public	19641	12929403	0	0	12929403	54.14	Class eg: X			0	54.14	0	0.00		12776224
C	Non Promoter-Non Public	0	0	0	0	0	0.00	Class eg: Y			0	0.00	0	0.00		0
C1	Shares underlying g DRs	0	0	0	0	0	0.00	Total			0	0.00	0	0.00		0
C2	Shares held by Employee Trusts	0	0	0	0	0	0.00	Total			0	0.00	0	0.00		0
	Total	19656	23883063	0	0	23883063	100.00	Total			0	100.00	0	0.00		23729884



Table II - Statement showing shareholding pattern of the Promoter and Promoter Group

Category & Name of the Shareholders (I)	PAN (II)	No. of share holder (III)	No. of fully paid up equity shares held (IV)	Partly paid-up equity shares held (V)	Nos. of shares underlying Depository Receipts (VI)	Total nos. shares held (VII) = IV+V+VI	Shareholding % calculate d as per SCRR, 1957 As a % of (A+B+C 2) (VIII)	Number of Voting Rights held in each class of securities (IX)			Total as a % of Total Voting rights	No. of Shares Underlying Outstanding convertible securities (including Warrants) (X)	Shareholding % as a % assuming full conversion of convertible securities (as a percentage of diluted share capital) (XI) = (VII)+(X) as a % of A+B+C2	Number of Locked in shares (XII)	Number of Shares pledged or otherwise encumbered (XIII)	Number of equity shares held in dematerialized form (XIV)
								Class X	Class Y	Total						
1 Indian Individuals/ Hindu undivided Family		0	0	0	0	0	0.00	0	0	0	0.00	0	0.00	0	0	
a		8	6961032	0	0	6961032	29.15	6961032	0	6961032	29.15	0	0.00	0	6961032	
AVANTI DESAI	AKCPD9853E	1	81600	0	0	81600	0.34	81600	0	81600	0.34	0	0.00	0	81600	
SUNDAR RADHAKR ISHNAN	AFEPK3398P	1	1340800	0	0	1340800	5.61	1340800	0	1340800	5.61	0	0.00	0	1340800	
ASHANK DESAI	ABNPD9264B	1	3099552	0	0	3099552	12.98	3099552	0	3099552	12.98	0	0.00	0	3099552	
SUDHAKA R RAM	AAIPR8221N	1	1588680	0	0	1588680	6.65	1588680	0	1588680	6.65	0	0.00	0	1588680	
CHINMAY ASHANK DESAI	AFSPD5423K	1	71600	0	0	71600	0.30	71600	0	71600	0.30	0	0.00	0	71600	
USHA SUNDAR	BZTPS5070D	1	460000	0	0	460000	1.93	460000	0	460000	1.93	0	0.00	0	460000	
GIRIJA RAM	ADXP6207N	1	163600	0	0	163600	0.69	163600	0	163600	0.69	0	0.00	0	163600	
PADMA DESAI	ABBPD7402P	1	155200	0	0	155200	0.65	155200	0	155200	0.65	0	0.00	0	155200	



Portfolio Investor	0	0	0	0	0	0	0	0	0	0	0	0	0	0	0	0	0	0	0
Any Other (specify)	0	0	0	0	0	0.00	0	0	0	0.00	0	0.00	0	0.00	0	0.00	0	0.00	0
Sub-Total (A)(2)	6	2992628	0	0	2992628	12.53	2992628	0	2992628	12.53	0	12.53	0	0.00	0	0.00			2992628
Total Shareholding of Promoter and Promoter Group (A) = (A)(1)+(A)(2)	15	10953660	0	0	10953660	45.87	10953660	0	10953660	45.87	0	45.87	0	0.00					10953660

Table II - Unclaim Details


Details of Shares which remain unclaimed may be given here along with details such as number of shareholders, outstanding shares held in demat/unclaimed suspense account, voting rights which are frozen etc.

No. of shareholders	No of share held
---------------------	------------------




Table III - Statement showing shareholding pattern of the Public shareholder

Category & Name of the Shareholders (I)	PAN (II)	Nos. of shareholder (III)	No. of fully paid up equity shares held (IV)	Partly paid-up equity shares held (V)	Nos. of shares underlying Depository Receipts (VI)	Total nos. shares held VII = IV+V+VI	Shareholding % calculate as per SCRR, 1957 As a % of (A+B+C 2) VIII	Number of Voting Rights held in each class of securities (IX)			Total as a % of Total Voting Rights	No. of Shares Underlying Outstanding convertible securities (including Warrants) (X)	Total shareholding g., as a % assuming full conversion of convertible securities (as a percentage of diluted share capital) (XI)	Number of Locked in shares (XII)	Number of Shares pledged or otherwise (a)	Number of Shares held (Not applicable) (b)	Number of equity shares held in dematerialized form (XIV)
								No of Voting Rights Class X	Class Y	Total							
1 Institutions		0	0	0	0	0	0.00	0	0	0	0.00	0	0	0	0.00	0	0
a Mutual Funds/		3	1519519	0	0	1519519	6.36	0	0	0	6.36	0	0	0	0.00	0	1519519
RELIANCE CAPITAL TRUSTEE CO LTD-A/C RELIANCE CAPITAL BUILDER FUND 4 SR C	AAATR0090B	1	371654	0	0	371654	1.56	0	0	0	1.56	0	0	0	0.00	0	371654
b IDFC CORE EQUITY FUND	AAETS9556K	1	1147465	0	0	1147465	4.80	0	0	0	4.80	0	0	0	0.00	0	1147465
Venture Capital Funds		0	0	0	0	0	0.00	0	0	0	0.00	0	0	0	0.00	0	0
c Alternate Investment Funds		2	555000	0	0	555000	2.32	0	0	0	2.32	0	0	0	0.00	0	555000
MOTILAL OSWAL FOCUSED EMERGENCE FUND	AAFTM3030P	1	355000	0	0	355000	1.49	0	0	0	1.49	0	0	0	0.00	0	355000
d Foreign Venture Capital Investors		0	0	0	0	0	0.00	0	0	0	0.00	0	0	0	0.00	0	0
e Foreign Portfolio Investors		48	2382420	0	0	2382420	9.98	0	0	0	9.98	0	0	0	0.00	0	2382420
f Financial Institutions/ Banks		3	96640	0	0	96640	0.40	0	0	0	0.40	0	0	0	0.00	0	96640



	g	Insurance Companies	0	0	0	0	0	0	0	0	0	0	0	0	0	0	0	0	0	0	0	0	0
	h	Provident Funds/ Pension Funds	0	0	0	0	0	0	0	0	0	0	0	0	0	0	0	0	0	0	0	0	0
	i	Any Other (specify)	0	0	0	0	0	0	0	0	0	0	0	0	0	0	0	0	0	0	0	0	0
	2	Sub-Total (B)(1) Central Government/ State Government(s)/ President of India	56	4553579	0	0	4553579	19.06	4553579	0	4553579	19.06	4553579	0	19.06	0	0.00	0	0.00	0	0.00	0	4553179
	3	Non-institutions	0	0	0	0	0	0.00	0	0	0	0.00	0	0.00	0	0.00	0	0.00	0	0.00	0	0	0
	a	Individuals -	18583	6610157	0	0	6610157	27.68	6610157	0	6610157	27.68	6610157	0	27.68	0	0.00	0	0.00	0	0.00	0	6470117
	i	Individual shareholders holding nominal share capital up to Rs. 2 lakhs.	18565	4777843	0	0	4777843	20.01	4777843	0	4777843	20.01	4777843	0	20.01	0	0.00	0	0.00	0	0.00	0	4637803
	ii	Individual shareholders holding nominal share capital in excess of Rs. 2 lakhs.	18	1832314	0	0	1832314	7.67	1832314	0	1832314	7.67	1832314	0	7.67	0	0.00	0	0.00	0	0.00	0	1832314
	b	ASHISH KACHOLIA NBFCs registered with RBI	1	469776	0	0	469776	1.97	469776	0	469776	1.97	469776	0	1.97	0	0.00	0	0.00	0	0.00	0	469776
	c	Employee Trusts	0	0	0	0	0	0.00	0	0	0	0.00	0	0.00	0	0.00	0	0.00	0	0.00	0	0	0
	d	Overseas Depositories (holding DRs) (balancing figure)	0	0	0	0	0	0.00	0	0	0	0.00	0	0.00	0	0.00	0	0.00	0	0.00	0	0	0
	e	Any Other (specify)	999	1764908	0	0	1764908	7.39	1764908	0	1764908	7.39	1764908	0	7.39	0	0.00	0	0.00	0	0.00	0	1752169
		Trusts	2	5144	0	0	5144	0.02	5144	0	5144	0.02	5144	0	0.02	0	0.00	0	0.00	0	0.00	0	5144
		Overseas Corporate Bodies	1	200	0	0	200	0.00	200	0	200	0.00	200	0	0.00	0	0.00	0	0.00	0	0.00	0	0
		Non-Resident Indian (NRI)	370	154558	0	0	154558	0.65	154558	0	154558	0.65	154558	0	0.65	0	0.00	0	0.00	0	0.00	0	143619
		Clearing member	40	13203	0	0	13203	0.06	13203	0	13203	0.06	13203	0	0.06	0	0.00	0	0.00	0	0.00	0	13203
		Non-Resident	210	220907	0	0	220907	0.92	220907	0	220907	0.92	220907	0	0.92	0	0.00	0	0.00	0	0.00	0	220907



Indian (NRI)																				
Bodies Corporate	370	1260465	0	0	1260465	5.28	1260465	0	1260465	5.28	0	0	0.00							1258865
IEPF	1	55318	0	0	55318	0.23	55318	0	55318	0.23	0	0	0.00							55318
Foreign Nationals	5	55113	0	0	55113	0.23	55113	0	55113	0.23	0	0	0.00							55113
Sub-Total (B)(3)	19585	8375824	0	0	8375824	35.07	8375824	0	8375824	35.07	0	0	0.00							8223045
Total Public Shareholding (B)=(B)(1)+(B)(2)+(B)(3)	19641	12929403	0	0	12929403	54.13	12929403	0	12929403	54.13	0	0	0.00							12776224



Table III - Unclaim Details

Details of Shares which remain unclaimed may be given here along with details such as number of shareholders, outstanding shares held in demat/unclaimed suspense account, voting rights which are frozen etc.	
No. of shareholders	No of share held

Table III - Person in Concert

Details of the shareholders acting as persons in Concert including their Shareholding		Name of PAC		No. of share		Holding %	
Name of shareholder		Name of PAC		No. of share		Holding %	

Table IV - Statement showing shareholding pattern of the Non Promoter- Non Public shareholder

Category & Name of the Shareholders (I)	PAN (II)	No. of share holder (III)	No. of fully paid up equity shares held (IV)	Partly paid-up equity shares held (V)	Nos. of shares underlying Depository Receipts (VI)	Total no. shares held (VII) = (IV)+(V)+(VI)	Shareholding % calculate as per SCRR, 1957 As a % of (A+B+C2) (VIII)	Number of Voting Rights held (IX)			Total as a % of Total Voting rights	No. of Shares Underlying Outstanding convertible securities (including Warrants) (X)	Total shareholdin g, as a % assuming full conversion of convertible securities (XI)	Number of Locked in shares (XII)	Number of Shares pledged or otherwise encumbered (XIII)	Number of equity shares held in demateriali zed form (XIV) (Not Applicable)
								Class X	Class Y	Total						
1 Custodian/DR Holder		0	0	0	0	0	0.00	0	0	0	0.00	0	0	0	0	
2 Employee Benefit Trust (under SEBI (Share based Employee Benefit) Regulations, 2014)		0	0	0	0	0	0.00	0	0	0	0.00	0	0	0	0	
Total Non-Promoter- Non Public Shareholding (C)= (C)(1)+(C)(2)		0	0	0	0	0	0.00	0	0	0	0.00	0	0	0	0	

